
















































































































Released May 2008

| | | Piracy Rates | | | | | Losses (\$M) | | | | |
|---|--------------------|--------------|------------|------------|------------|------------|-----------------|-----------------|----------------|----------------|----------------|
| | | 2007 | 2006 | 2005 | 2004 | 2003 | 2007 | 2006 | 2005 | 2004 | 2003 |
| ASIA-PACIFIC | | | | | | | | | | | |
|  | Australia | 28% | 29% | 31% | 32% | 31% | \$492 | \$515 | \$361 | \$409 | \$341 |
|  | Bangladesh | 92% | 92% | - | - | - | \$92 | \$90 | - | - | - |
|  | China | 82% | 82% | 86% | 90% | 92% | \$6,664 | \$5,429 | \$3,884 | \$3,565 | \$3,823 |
|  | Hong Kong | 51% | 53% | 54% | 52% | 52% | \$224 | \$180 | \$112 | \$116 | \$102 |
|  | India | 69% | 71% | 72% | 74% | 73% | \$2,025 | \$1,275 | \$566 | \$519 | \$367 |
|  | Indonesia | 84% | 85% | 87% | 87% | 88% | \$411 | \$350 | \$280 | \$183 | \$158 |
|  | Japan | 23% | 25% | 28% | 28% | 29% | \$1,791 | \$1,781 | \$1,621 | \$1,787 | \$1,633 |
|  | Malaysia | 59% | 60% | 60% | 61% | 63% | \$311 | \$289 | \$149 | \$134 | \$129 |
|  | New Zealand | 22% | 22% | 23% | 23% | 23% | \$55 | \$49 | \$30 | \$25 | \$21 |
|  | Pakistan | 84% | 86% | 86% | 82% | 83% | \$125 | \$143 | \$48 | \$26 | \$16 |
|  | Philippines | 69% | 71% | 71% | 71% | 72% | \$147 | \$119 | \$76 | \$69 | \$55 |
|  | Singapore | 37% | 39% | 40% | 42% | 43% | \$159 | \$125 | \$86 | \$96 | \$90 |
|  | South Korea | 43% | 45% | 46% | 46% | 48% | \$549 | \$440 | \$400 | \$506 | \$462 |
|  | Sri Lanka | 90% | 90% | - | - | - | \$93 | \$86 | - | - | - |
|  | Taiwan | 40% | 41% | 43% | 43% | 43% | \$215 | \$182 | \$111 | \$161 | \$139 |
|  | Thailand | 78% | 80% | 80% | 79% | 80% | \$468 | \$421 | \$259 | \$183 | \$141 |
|  | Vietnam | 85% | 88% | 90% | 92% | 92% | \$200 | \$96 | \$38 | \$55 | \$41 |
|  | Other AP | 91% | 86% | 82% | 76% | 76% | \$69 | \$148 | \$29 | \$63 | \$37 |
| TOTAL AP | | 59% | 55% | 54% | 53% | 53% | \$14,090 | \$11,718 | \$8,050 | \$7,897 | \$7,555 |
| CENTRAL & EASTERN EUROPE | | | | | | | | | | | |
|  | Albania | 78% | 77% | 76% | 77% | - | \$11 | \$11 | \$9 | \$7 | - |
|  | Armenia | 93% | 95% | 95% | - | - | \$8 | \$8 | \$7 | - | - |
|  | Azerbaijan | 92% | 94% | 94% | - | - | \$50 | \$51 | \$40 | - | - |
|  | Bosnia | 68% | 68% | 69% | 70% | - | \$13 | \$14 | \$13 | \$12 | - |
|  | Bulgaria | 68% | 69% | 71% | 71% | 71% | \$63 | \$50 | \$41 | \$33 | \$26 |
|  | Croatia | 54% | 55% | 57% | 58% | 59% | \$68 | \$62 | \$51 | \$50 | \$45 |
|  | Czech Republic | 39% | 39% | 40% | 41% | 40% | \$161 | \$147 | \$121 | \$132 | \$106 |
|  | Estonia | 51% | 52% | 54% | 55% | 54% | \$20 | \$16 | \$18 | \$17 | \$14 |
|  | Hungary | 42% | 42% | 42% | 44% | 42% | \$125 | \$111 | \$106 | \$126 | \$96 |
|  | Kazakhstan | 79% | 81% | 85% | 85% | 85% | \$110 | \$85 | \$69 | \$57 | - |
|  | Latvia | 56% | 56% | 57% | 58% | 57% | \$29 | \$26 | \$20 | \$19 | \$16 |
|  | Lithuania | 56% | 57% | 57% | 58% | - | \$37 | \$31 | \$25 | \$21 | \$17 |
|  | FYROM | 68% | 69% | 70% | 72% | - | \$11 | \$10 | \$9 | \$8 | - |
|  | Moldova | 92% | 94% | 96% | - | - | \$43 | \$56 | \$44 | - | - |
|  | Montenegro | 83% | 82% | 83% | 83% | - | \$7 | \$6 | \$9 | \$8 | - |
|  | Poland | 57% | 57% | 58% | 59% | 58% | \$580 | \$484 | \$388 | \$379 | \$301 |
|  | Romania | 68% | 69% | 72% | 74% | 73% | \$151 | \$114 | \$111 | \$62 | \$49 |
|  | Russia | 73% | 80% | 83% | 87% | 87% | \$4,123 | \$2,197 | \$1,625 | \$1,362 | \$1,104 |
|  | Serbia | 76% | 78% | 80% | 80% | - | \$72 | \$59 | \$95 | \$85 | - |
|  | Slovakia | 45% | 45% | 47% | 48% | 50% | \$54 | \$47 | \$44 | \$48 | \$40 |
|  | Slovenia | 48% | 48% | 50% | 51% | 52% | \$39 | \$36 | \$33 | \$37 | \$32 |
|  | Ukraine | 83% | 84% | 85% | 91% | 91% | \$403 | \$337 | \$239 | \$107 | \$92 |
|  | Other CEE | 88% | 90% | 92% | 88% | 83% | \$173 | \$166 | \$145 | \$112 | \$173 |
| TOTAL CEE | | 68% | 68% | 69% | 71% | 71% | \$6,351 | \$4,124 | \$3,262 | \$2,682 | \$2,111 |
| LATIN AMERICA | | | | | | | | | | | |
|  | Argentina | 74% | 75% | 77% | 75% | 71% | \$370 | \$303 | \$182 | \$108 | \$69 |
|  | Bolivia | 82% | 82% | 83% | 80% | 78% | \$19 | \$15 | \$10 | \$9 | \$11 |
|  | Brazil | 59% | 60% | 64% | 64% | 61% | \$1,617 | \$1,148 | \$766 | \$659 | \$519 |
|  | Chile | 66% | 68% | 66% | 64% | 63% | \$187 | \$163 | \$109 | \$87 | \$68 |
|  | Colombia | 58% | 59% | 57% | 55% | 53% | \$127 | \$111 | \$90 | \$81 | \$61 |
|  | Costa Rica | 61% | 64% | 66% | 67% | 68% | \$22 | \$27 | \$19 | \$16 | \$17 |
|  | Dominican Republic | 79% | 79% | 77% | 77% | 76% | \$39 | \$19 | \$8 | \$4 | \$5 |
|  | Ecuador | 66% | 67% | 69% | 70% | 68% | \$33 | \$30 | \$17 | \$13 | \$11 |
|  | El Salvador | 81% | 82% | 81% | 80% | 79% | \$28 | \$18 | \$8 | \$5 | \$4 |
|  | Guatemala | 80% | 81% | 81% | 78% | 77% | \$41 | \$26 | \$14 | \$10 | \$9 |
|  | Honduras | 74% | 75% | 75% | 75% | 73% | \$8 | \$7 | \$4 | \$3 | \$3 |
|  | Mexico | 61% | 63% | 65% | 65% | 63% | \$836 | \$748 | \$525 | \$407 | \$369 |
|  | Nicaragua | 80% | 80% | 80% | 80% | 79% | \$4 | \$4 | \$2 | \$1 | \$1 |
|  | Panama | 74% | 74% | 71% | 70% | 69% | \$22 | \$18 | \$8 | \$4 | \$4 |
|  | Paraguay | 82% | 82% | 83% | 83% | 83% | \$13 | \$10 | \$10 | \$11 | \$9 |
|  | Peru | 71% | 71% | 73% | 73% | 68% | \$75 | \$59 | \$40 | \$39 | \$31 |
|  | Uruguay | 69% | 70% | 70% | 71% | 67% | \$23 | \$16 | \$9 | \$12 | \$10 |
|  | Venezuela | 87% | 86% | 82% | 79% | 72% | \$464 | \$307 | \$173 | \$71 | \$55 |
|  | Other LA | 83% | 83% | 82% | 79% | 81% | \$195 | \$96 | \$32 | \$6 | \$7 |
| TOTAL LA | | 65% | 66% | 68% | 66% | 63% | \$4,123 | \$3,125 | \$2,026 | \$1,546 | \$1,263 |

| | Piracy Rates | | | | | Losses (\$M) | | | | |
|--|--------------|------------|------------|------------|------------|-----------------|-----------------|-----------------|-----------------|-----------------|
| | 2007 | 2006 | 2005 | 2004 | 2003 | 2007 | 2006 | 2005 | 2004 | 2003 |
| MIDDLE EAST & AFRICA | | | | | | | | | | |
|  Algeria | 84% | 84% | 83% | 83% | 84% | \$86 | \$62 | \$66 | \$67 | \$59 |
|  Bahrain | 57% | 60% | 60% | 62% | 64% | \$27 | \$23 | \$22 | \$19 | \$18 |
|  Botswana | 82% | 81% | 82% | 84% | 81% | \$14 | \$12 | \$12 | – | – |
|  Cameroon | 84% | 84% | 84% | 84% | 81% | \$5 | \$5 | \$5 | – | – |
|  Egypt | 60% | 63% | 64% | 65% | 69% | \$131 | \$88 | \$80 | \$50 | \$56 |
|  Iraq | 85% | – | – | – | – | \$124 | – | – | – | – |
|  Israel | 32% | 32% | 32% | 33% | 35% | \$121 | \$102 | \$84 | \$66 | \$69 |
|  Ivory Coast | 81% | 82% | 82% | 84% | 81% | \$15 | \$16 | \$23 | – | – |
|  Jordan | 60% | 61% | 63% | 64% | 65% | \$20 | \$19 | \$19 | \$16 | \$15 |
|  Kenya | 81% | 80% | 81% | 83% | 80% | \$28 | \$22 | \$20 | \$16 | \$12 |
|  Kuwait | 62% | 64% | 66% | 68% | 68% | \$61 | \$60 | \$65 | \$48 | \$41 |
|  Lebanon | 73% | 73% | 73% | 75% | 74% | \$44 | \$39 | \$34 | \$26 | \$22 |
|  Libya | 88% | – | – | – | – | \$22 | – | – | – | – |
|  Mauritius | 57% | 59% | 60% | 60% | 61% | \$4 | \$3 | \$3 | \$4 | \$4 |
|  Morocco | 67% | 66% | 68% | 72% | 73% | \$66 | \$53 | \$55 | \$65 | \$57 |
|  Nigeria | 82% | 82% | 82% | 84% | 84% | \$114 | \$100 | \$82 | \$54 | \$47 |
|  Oman | 61% | 62% | 63% | 64% | 65% | \$23 | \$25 | \$22 | \$13 | \$11 |
|  Qatar | 54% | 58% | 60% | 62% | 63% | \$25 | \$23 | \$21 | \$16 | \$13 |
|  Reunion | 40% | 40% | 40% | 40% | 39% | \$1 | – | \$1 | \$1 | \$1 |
|  Saudi Arabia | 51% | 52% | 52% | 52% | 54% | \$170 | \$195 | \$178 | \$125 | \$120 |
|  Senegal | 80% | 81% | 82% | 84% | 81% | \$6 | \$6 | \$6 | – | – |
|  South Africa | 34% | 35% | 36% | 37% | 36% | \$284 | \$225 | \$212 | \$196 | \$147 |
|  Tunisia | 76% | 79% | 81% | 84% | 82% | \$54 | \$55 | \$54 | \$38 | \$29 |
|  Turkey | 65% | 64% | 65% | 66% | 66% | \$365 | \$314 | \$268 | \$182 | \$127 |
|  UAE | 35% | 35% | 34% | 34% | 34% | \$94 | \$62 | \$45 | \$34 | \$29 |
|  Yemen | 89% | – | – | – | – | \$13 | – | – | – | – |
|  Zambia | 82% | 82% | 83% | 84% | 81% | \$2 | \$2 | \$2 | – | – |
|  Zimbabwe | 91% | 91% | 90% | 90% | 87% | \$3 | \$2 | \$6 | \$9 | \$6 |
| Other Africa | 85% | 85% | 84% | 84% | 81% | \$76 | \$49 | \$63 | \$124 | \$84 |
| Other ME | 87% | 89% | 91% | 93% | 92% | \$448 | \$423 | \$154 | \$70 | \$51 |
| TOTAL MEA | 60% | 60% | 57% | 58% | 56% | \$2,446 | \$1,985 | \$1,602 | \$1,239 | \$1,018 |
| NORTH AMERICA | | | | | | | | | | |
|  Canada | 33% | 34% | 33% | 36% | 35% | \$1,071 | \$784 | \$779 | \$889 | \$736 |
|  Puerto Rico | 44% | 45% | 47% | 46% | 46% | \$33 | \$31 | \$12 | \$15 | \$11 |
|  United States | 20% | 21% | 21% | 21% | 22% | \$8,040 | \$7,289 | \$6,895 | \$6,645 | \$6,496 |
| TOTAL NA | 21% | 22% | 22% | 22% | 23% | \$9,144 | \$8,104 | \$7,686 | \$7,549 | \$7,243 |
| WESTERN EUROPE | | | | | | | | | | |
|  Austria | 25% | 26% | 26% | 25% | 27% | \$157 | \$147 | \$131 | \$128 | \$109 |
|  Belgium | 25% | 27% | 28% | 29% | 29% | \$223 | \$222 | \$257 | \$309 | \$240 |
|  Cyprus | 50% | 52% | 52% | 53% | 55% | \$14 | \$12 | \$13 | \$9 | \$8 |
|  Denmark | 25% | 25% | 27% | 27% | 26% | \$193 | \$183 | \$199 | \$226 | \$165 |
|  Finland | 25% | 27% | 26% | 29% | 31% | \$160 | \$149 | \$156 | \$177 | \$148 |
|  France | 42% | 45% | 47% | 45% | 45% | \$2,601 | \$2,676 | \$3,191 | \$2,928 | \$2,311 |
|  Germany | 27% | 28% | 27% | 29% | 30% | \$1,937 | \$1,642 | \$1,920 | \$2,286 | \$1,899 |
|  Greece | 58% | 61% | 64% | 62% | 63% | \$198 | \$165 | \$157 | \$106 | \$87 |
|  Iceland | 48% | 53% | 57% | – | – | \$33 | \$32 | \$18 | – | – |
|  Ireland | 34% | 36% | 37% | 38% | 41% | \$106 | \$92 | \$93 | \$89 | \$71 |
|  Italy | 49% | 51% | 53% | 50% | 49% | \$1,779 | \$1,403 | \$1,564 | \$1,500 | \$1,127 |
|  Luxembourg | 21% | – | – | – | – | \$16 | – | – | – | – |
|  Malta | 46% | 45% | 45% | 47% | 46% | \$7 | \$7 | \$5 | \$3 | \$2 |
|  Netherlands | 28% | 29% | 30% | 30% | 33% | \$502 | \$419 | \$596 | \$628 | \$577 |
|  Norway | 29% | 29% | 30% | 31% | 32% | \$195 | \$181 | \$169 | \$184 | \$155 |
|  Portugal | 43% | 43% | 43% | 40% | 41% | \$167 | \$140 | \$104 | \$82 | \$66 |
|  Spain | 43% | 46% | 46% | 43% | 44% | \$903 | \$865 | \$765 | \$634 | \$512 |
|  Sweden | 25% | 26% | 27% | 26% | 27% | \$324 | \$313 | \$340 | \$304 | \$241 |
|  Switzerland | 25% | 26% | 27% | 28% | 31% | \$303 | \$324 | \$376 | \$309 | \$293 |
|  United Kingdom | 26% | 27% | 27% | 27% | 29% | \$1,837 | \$1,670 | \$1,802 | \$1,963 | \$1,601 |
| TOTAL WE | 33% | 34% | 35% | 34% | 36% | \$11,655 | \$10,642 | \$11,856 | \$11,865 | \$9,612 |
| TOTAL WORLDWIDE | 38% | 35% | 35% | 35% | 36% | \$47,809 | \$39,698 | \$34,482 | \$32,778 | \$28,803 |
| BRIC Countries | 75% | 77% | 81% | 85% | 87% | \$14,429 | \$10,049 | \$6,841 | \$6,105 | \$5,813 |
| European Union | 35% | 36% | 36% | 35% | 37% | \$12,383 | \$11,003 | \$12,048 | \$12,151 | \$9,786 |
| BRIC Countries include: Brazil, Russia, India, China | | | | | | | | | | |